

## 1. Gilbarco Passport POS Terminal

The central hub of the system where transactions are processed.



## 2. Pin Pad for Card Payments

Device where customers enter their PINs for debit transactions.



### 3. Receipt Printer

Generates printed receipts for customers after each transaction.



---

### 4. Cash Drawer

Secure compartment for storing cash, checks, and other payment forms.



## 5. Barcode Scanner

Handheld or stationary device used to scan product barcodes for quick entry.



---







## 6. Customer Display

Screen that shows transaction details to the customer during checkout.



## 7. Network Router

Manages network connections, ensuring communication between POS components and payment processors.

 <p>The image shows two black network routers. The top router is labeled 'GILBARCO VEEDER-ROOT' and 'PA04240001'. The bottom router is labeled 'Acumera' and 'SN0041AC000A7E'. Both routers have multiple ports on the front and are accompanied by power cables and screws.</p>	 <p>The image shows a white Mako network router with three antennas. The front panel features the Mako logo and several status LEDs.</p>
Acumera - Gilbarco	Mako
 <p>The image shows a white Fortinet switch with multiple ports on the front.</p>	 <p>The image shows a white Fortinet router with two antennas and multiple ports on the front.</p>
Fortinet Switch - Hughes	Fortinet Router - Hughes
 <p>The image shows two black network routers. The top router is labeled 'PDI' and 'PaySafe'. The bottom router is labeled 'PDI' and 'PaySafe'. Both routers have multiple ports on the front.</p>	 <p>The image shows a red and black Omega network router with multiple ports on the front.</p>
PDI – PaySafe (CradlePoint)	Omega - Adapt

## 8. EDH2 (Enhanced Dispenser Hub)

Device that establishes communications with dispensers and assists with Credit Card Protection.

